



PEOPLE TARGETED

**45.2 MILLION** ↓

**84.1 MILLION**



REQUESTED FUNDING

**US 2.12 BILLION** ↓

**US 3.39 BILLION**



FUNDED

**US 1.28 BILLION**

**38%**



CLUSTERS/SECTORS

**24 NATIONAL**

**1 REGIONAL**

**113 SUB-HUBS**



STAFF

**20 FT HCCs (83%)**

**13 FT IMO's (54%)**



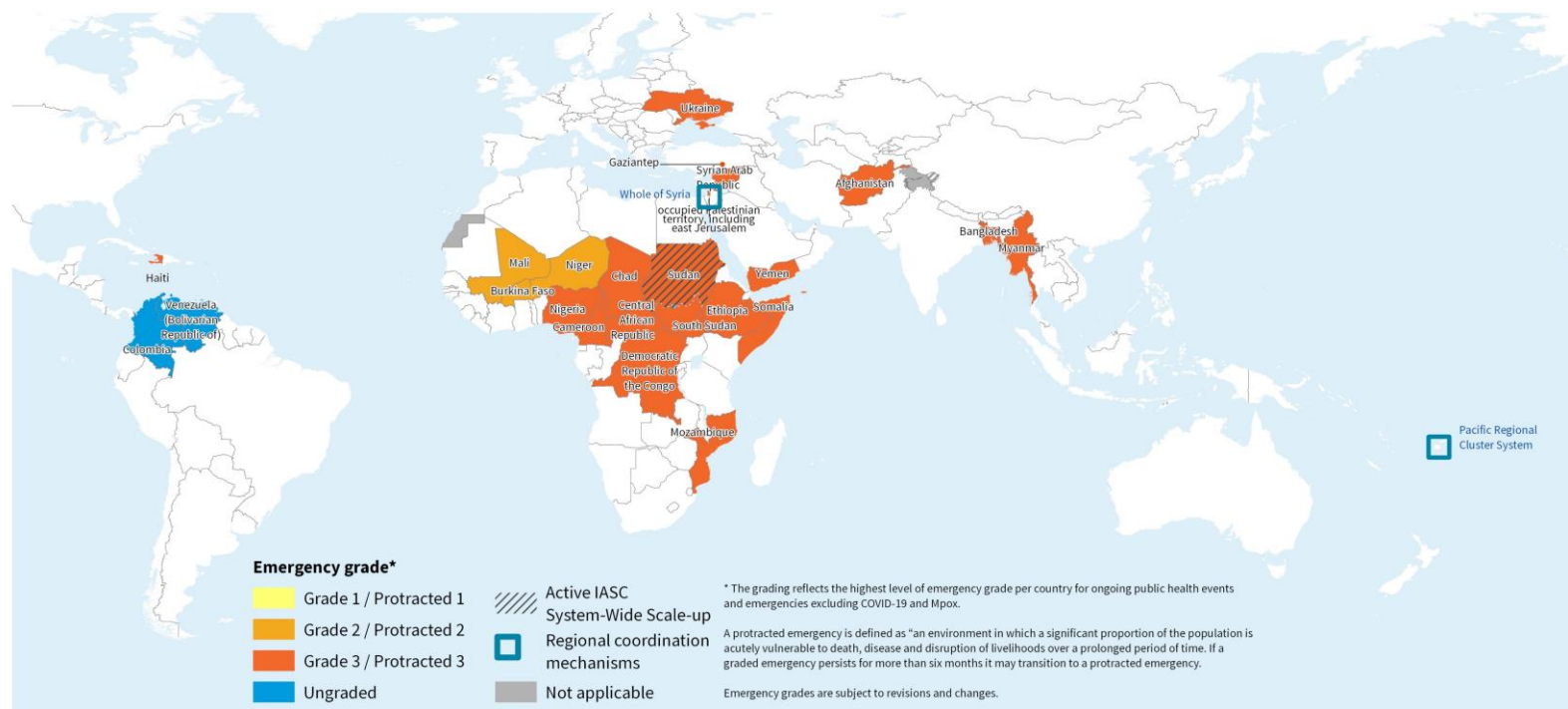
CO-COORDINATION

**6 by MoH**

**8 by NGOs**

## COUNTRY HEALTH CLUSTER / SECTOR DASHBOARD

December 2025



The designations employed and the presentation of the material in this publication do not imply the expression of any opinion whatsoever on the part of WHO concerning the legal status of any country, territory, city or area or of its authorities, or concerning the delimitation of its frontiers or boundaries. Dotted and dashed lines on maps represent approximate border lines for which there may not yet be full agreement.

Data Source: World Health Organization  
Map Production: WHO Health Emergencies Programme  
Map Date: 19 January 2026

0 1,500 3,000 Km

**Severe and sudden funding cuts in the first quarter of 2025 have forced the humanitarian community to reprioritize its response efforts. This dashboard reflects the hyper-prioritized Global Humanitarian Overview 2025, published in June, with the Original HNRP figures shown in red.**

# LEGEND

**FT - Full Time**

**PT - Part Time**

**a.i. – ad interim/acting**

**INGO – International Nongovernmental Organization**


**NNGO – National Nongovernmental Organization**





**HCC – Health Cluster Coordinator**





**IMO – Information Management Officer**





**PHO – Public Health Officer**





**MOH – Ministry of Health**





AFGHANISTAN			PROTRACTED 3
	14.2 million PEOPLE IN NEED		172.2 million FUNDS REQUESTED US\$ Reduced from 279 M
	4.8 MILLION PEOPLE TARGETTED Reduced from 9.2 M		45% Funded
2014 ACTIVATED	WHO LEAD	- CO-COORDINATOR	
<b>NATIONAL TEAM 3</b> 1 FT COORDINATOR 1 FT IM 1 FT PH OFFICER 0 COMMS OFFICER	<b>PARTNERS: 124</b> 23 INGOS 42 NNGOS 4 UN AGENCIES 1 NATIONAL AUTHORITY	12 DONORS 2 OBSERVERS 40 OTHERS	
<b>3 SUB-NATIONAL HUBS</b> Herat, Kandahar, Nangahar			

BANGLADESH (COX'S BAZAR)			PROTRACTED 3
	1.6 million PEOPLE IN NEED		92 million FUNDS REQUESTED US\$
	1.2 MILLION PEOPLE TARGETTED		58% Funded
2017 ACTIVATED	MoH LEAD	WHO CO-COORDINATOR	
<b>NATIONAL TEAM 2</b> 1 FT COORDINATOR 1 FT IM	<b>PARTNERS: 41</b> 12 INGOS 15 NNGOS 5 UN AGENCIES 2 NATIONAL AUTHORITY	3 DONORS 2 OBSERVERS 2 OTHERS	
<b>0 SUB-NATIONAL HUBS</b>			





BURKINA FASO			PROTRACTED 2
	2.0 million PEOPLE IN NEED		16.6 million FUNDS REQUESTED US\$ Reduced from 53.6 M
	416,000 PEOPLE TARGETTED Reduced from 1.3 M		47% Funded
2019 ACTIVATED	WHO LEAD	PUI CO-COORDINATOR	
<b>NATIONAL TEAM 2</b> 1 FT COORDINATOR 1 FT IM 0 PH OFFICER 0 COMMS OFFICER	<b>PARTNERS: 53</b> 24 INGOS 11 NNGOS 4 UN AGENCIES 7 NATIONAL AUTHORITY	3 DONORS 4 OBSERVERS 0 OTHERS	
<b>6 SUB-NATIONAL HUBS</b> Boucle du Mouhoun, Centre-Est, Centre-Nord, Est, Nord, Sahel			





CAMEROON			PROTRACTED 3
	1.5 million PEOPLE IN NEED		18.3 million FUNDS REQUESTED US\$ Reduced from 27.7 M
	739,000 PEOPLE TARGETTED Reduced from 1.1 M		38% Funded
2018 ACTIVATED	WHO LEAD	MoH CO-COORDINATOR	
<b>NATIONAL TEAM 1</b> 1 FT COORDINATOR 0 FT IM 0 PH OFFICER 0 COMMS OFFICER	<b>PARTNERS: 25</b> 4 INGOS 12 NNGOS 4 UN AGENCIES 1 NATIONAL AUTHORITY	2 DONORS 2 OBSERVERS 0 OTHERS	
<b>2 SUB-NATIONAL HUBS</b> Douala (NW/SW), Maroua (Far North)			





CENTRAL AFRICAN REPUBLIC			GRADE 3
	1.5 million PEOPLE IN NEED		7.5 million FUNDS REQUESTED US\$ Reduced from 26.4 M
	596,000 PEOPLE TARGETTED Reduced from 666,00		51% Funded
2007 ACTIVATED	WHO LEAD	MVAD/MDA CO-COORDINATOR	
<b>NATIONAL TEAM 2</b> 1 PT COORDINATOR 1 PT IM 0 PH OFFICER 0 COMMS OFFICER	<b>PARTNERS: 42</b> 15 INGOS 14 NNGOS 3 UN AGENCIES 1 NATIONAL AUTHORITY	7 DONORS 2 OBSERVERS 0 OTHERS	
<b>4 SUB-NATIONAL HUBS</b> Bambari, Bangassou, Haute-Kotto, Nana-Gribizi			





CHAD			GRADE 3
	3.6 million PEOPLE IN NEED		9.9million FUNDS REQUESTED US\$ Reduced from 41 M
	183,000 PEOPLE TARGETTED Reduced from 1.1 M		21% Funded
2007 ACTIVATED	WHO LEAD	MoH CO-COORDINATOR	
<b>NATIONAL TEAM 2</b> 1 FT COORDINATOR 1 FT IM 0 PH OFFICER 0 COMMS OFFICER	<b>PARTNERS: 58</b> 24 INGOS 4 NNGOS 6 UN AGENCIES 6 NATIONAL AUTHORITY	14 DONORS 4 OBSERVERS 0 OTHERS	
<b>3 SUB-NATIONAL HUBS</b> Est (Abréché, Sud (Goré), Lac			




Original HNRP 2025 related figures shown in red.





COLOMBIA			UNGRADED
	6.1 million PEOPLE IN NEED		27 million FUNDS REQUESTED US\$ Reduced from 40.2 M
	400,000 PEOPLE TARGETTED Reduced from 634,100		28 % Funded
2010 ACTIVATED	WHO LEAD	MoH CO-COORDINATOR	
NATIONAL TEAM 3 3 PT COORDINATOR 0 IM 0 PH OFFICER 0 COMMS OFFICER	PARTNERS: 99 29 INGOS 40 NNGOS 9 UN AGENCIES 8 NATIONAL AUTHORITY	6 DONORS 3 OBSERVERS 4 OTHERS	
25 SUB-NATIONAL HUBS: Amazonas, Arauca, Antioquia, Bolívar, Boyacá, Buenaventura, Cauca, Casanare, Cesar, Chocó, Guainia, La Guajira, Huila, Nariño, Necocli, Norte de Santander, Mesa territorial Arauca, Putamayo, Santander, Soacha, Sucre, Tolima, Turbo, Vichada, Valle del Cauca			

HAITI		PROTRACTED 3	
	4.2 million PEOPLE IN NEED		36 million FUNDS REQUESTED US\$ Reduced from 43.3 M
	1.6 MILLION PEOPLE TARGETTED Reduced from 2.0 M		36% Funded
2023 ACTIVATED	MoH LEAD	WHO CO-COORDINATOR	
NATIONAL TEAM 1 1 FT COORDINATOR 0 IM 0 PH OFFICER 0 COMMS OFFICER	PARTNERS: 36 14 INGOS 9 NNGOS 6 UN AGENCIES 2 NATIONAL AUTHORITY	2 DONORS 3 OBSERVERS 0 OTHERS	
4 SUB-NATIONAL HUBS Artibonite, Centre, Grand Anse, Ouest			





DEMOCRATIC REP OF THE CONGO			GRADE 3
 <div>12.9 million PEOPLE IN NEED</div>	 <div>100.1 million FUNDS REQUESTED US\$ Reduced from 200 M</div>		
 <div>2.9 MILLION PEOPLE TARGETTED Reduced from 6 M</div>	 <div>33% Funded</div>		
2006 ACTIVATED	WHO LEAD	MDA CO-COORDINATOR	
<b>NATIONAL TEAM 2</b> 1 FT COORDINATOR 1 FT IM 0 PH OFFICER 0 COMMS OFFICER	<b>PARTNERS: 119</b> 45 INGOS 60 NNGOS 5 UN AGENCIES 5 NATIONAL AUTHORITY	2 DONORS 2 OBSERVERS 0 OTHERS	
<b>4 SUB-NATIONAL HUBS</b> Ituri, Nord Kivu, Sud Kivu, Tanganyika			





MALI		PROTRACTED 2
 <b>3.7 million</b> PEOPLE IN NEED	 <b>18 million</b> FUNDS REQUESTED US\$ Reduced from 43 M	
 <b>1.1 MILLION</b> PEOPLE TARGETTED Reduced from 2.4 M	 <b>67% Funded</b>	
<b>2012</b> ACTIVATED	<b>WHO</b> LEAD	<b>AMCP-ALIMA + MoH</b> CO-COORDINATOR
<b>NATIONAL TEAM 1</b> 1 FT COORDINATOR 0 IM 0 PH OFFICER 0 COMMS OFFICER	<b>PARTNERS: 53</b> 21 INGOS 13 NNGOS 5 UN AGENCIES 3 NATIONAL AUTHORITY	4 DONORS 7 OBSERVERS 0 OTHERS
<b>6 SUB-NATIONAL HUBS</b> Gao, Kidal, Menaka, Mopti, Segou, Tombouctou		




ETHIOPIA		PROTRACTED 3	
 <b>6.6 million</b> PEOPLE IN NEED	 <b>57.8 million</b> FUNDS REQUESTED US\$ Reduced from 171 M		
 <b>5.3 MILLION</b> PEOPLE TARGETTED	 <b>45% Funded</b>		
<b>2015</b> ACTIVATED	<b>WHO</b> LEAD	<b>-</b> CO-COORDINATOR	
<b>NATIONAL TEAM 4</b> 1 FT COORDINATOR 2 FT IM 1 FT PH OFFICER 0 COMMS OFFICER	<b>PARTNERS: 113</b> 48 INGOS 44 NNGOS 6 UN AGENCIES 3 NATIONAL AUTHORITY	10 DONORS 2 OBSERVERS 0 OTHERS	
<b>6 SUB-NATIONAL HUBS</b> Araf, Amhara, Oromia, Somali, South Ethiopia Sidama/Central Ethiopia, Tigray			





MOZAMBIQUE		PROTRACTED 3
 461,000 PEOPLE IN NEED	 8.4 million FUNDS REQUESTED US\$ Reduced from 20 M	
 218,000 PEOPLE TARGETTED Reduced from 434,00	 19% Funded	
2019 ACTIVATED	WHO LEAD	- CO-COORDINATOR
NATIONAL TEAM 0 0 COORDINATOR 0 IM 0 PH OFFICER 0 COMMS OFFICER	PARTNERS: 31 16 INGOS 4 NNGOS 4 UN AGENCIES 1 NATIONAL AUTHORITY	2 DONORS 4 OBSERVERS 0 OTHERS
1 SUB-NATIONAL HUBS Pemba		

Original HNRP 2025 related figures shown in red.





MYANMAR			PROTRACTED 3
	12.8 million PEOPLE IN NEED		79.3 million FUNDS REQUESTED US\$ Reduced from 123M
	1.3 MILLION PEOPLE TARGETTED Reduced from 2.4M		29% Funded
2012 ACTIVATED	WHO LEAD	- CO-COORDINATOR	
NATIONAL TEAM 5 1 FT COORDINATOR 3 FT IM 1 FT PH OFFICER 0 COMMS OFFICER	PARTNERS: 148 58 INGOS 38 NNGOS 12 UN AGENCIES 0 NATIONAL AUTHORITY	13 DONORS 0 OBSERVERS 27 OTHERS	
5 SUB-NATIONAL HUBS: Northeast (Kachin), Northwest, Rakhine &Southern Chin, Southeast, Kayah & Shan			





NIGER		PROTRACTED 2	
	1.0 million PEOPLE IN NEED		27 million FUNDS REQUESTED US\$ Reduced from 36.8M
	570,000 PEOPLE TARGETTED Reduced from 900,000		10 % Funded
2010 ACTIVATED	WHO LEAD	WVI CO-COORDINATOR	
NATIONAL TEAM 2 1 PT COORDINATOR 0 IMO 1 PT PH OFFICER 0 COMMS OFFICER	PARTNERS: 14 2 INGOS 2 NNGOS 4 UN AGENCIES 4 NATIONAL AUTHORITY	2 DONORS 0 OBSERVERS 0 OTHERS	
4 SUB-NATIONAL HUBS Diffa, Maradi, Tahoua, Tilabery			





NORTH-EAST NIGERIA		PROTRACTED 3	
	4.9 million PEOPLE IN NEED		18 million FUNDS REQUESTED US\$ Reduced from 74M
	700,000 PEOPLE TARGETTED Reduced from 3.1m		20% Funded
2016 ACTIVATED	WHO LEAD	IRC CO-COORDINATOR	
NATIONAL TEAM 1 1 FT COORDINATOR 0 IM 0 PH OFFICER 0 COMMS OFFICER	PARTNERS: 55 11 INGOS 28 NNGOS 3 UN AGENCIES 3 NATIONAL AUTHORITY	4 DONORS 6 OBSERVERS 0 OTHERS	
2 SUB-NATIONAL HUBS Adamawa, Yobe			





OCCUPIED PALESTINIAN TERRITORY			GRADE 3
	3 million PEOPLE IN NEED		596 million FUNDS REQUESTED US\$
	2.7 MILLION PEOPLE TARGETTED		35% Funded
2009 ACTIVATED	WHO LEAD	MoH CO-COORDINATOR	
<b>NATIONAL TEAM 3</b> 1 FT COORDINATOR 0 IM 1 FT PH OFFICER 1 FT GIS OFFICER	<b>PARTNERS: 118</b> 53 INGOS 35 NNGOS 5 UN AGENCIES 1 NATIONAL AUTHORITY	20 DONORS 4 OBSERVERS 0 OTHERS	
<b>2 SUB-NATIONAL HUBS</b> Gaza, The West Bank			





PACIFIC REGIONALCOORDINATION MECHANISM	
2014 ACTIVATED	1 REGIONAL TEAM 1 FT COORDINATOR Supporting country-level coordination and response
The Pacific Humanitarian Team (PHT) Health & Nutrition Cluster is a regional coordination mechanism facilitated by WHO and UNICEF which engages with Ministries of Health and partners across the 21 Pacific island countries and areas (PICs) to support health emergency preparedness and response.	
<b>21 PACIFIC ISLAND COUNTRIES AND AREAS (PICs):</b> American Samoa, Cook Islands, Fiji, French Polynesia, Guam, Kiribati, Republic of the Marshall Islands, the Federated States of Micronesia, Narau, New Caledonia, Niue, the Commonwealth of the Northern Mariana Islands, Palau, Pitcairn Islands, Samoa, Solomon Islands, Tokelau, Tonga, Tuvalu, Vanuatu, and Wallis and Futuna.	





SOMALIA		PROTRACTED 3	
	5.4 million PEOPLE IN NEED		49 million FUNDS REQUESTED US\$ Reduced from 123M
	1.5 MILLION PEOPLE TARGETTED Reduced from 3.8M		30% Funded
2006 ACTIVATED	WHO LEAD	Save the Children CO-COORDINATOR	
NATIONAL TEAM 2 1 FT COORDINATOR 1 FT IM 0 PH OFFICER 0 COMMS OFFICER	PARTNERS: 76 15 INGOS 37 NNGOS 3 UN AGENCIES 1 NATIONAL AUTHORITY	20 DONORS 0 OBSERVERS 0 OTHERS	
7 SUB-NATIONAL HUBS: Benadir, Galmudug, Hirshabelle, Jubaland. Puntland State, Somaliland, Southwest State			





SOUTH SUDAN		PROTRACTED 3	
 <div>5.7 million PEOPLE IN NEED</div>	 <div>64.8 million FUNDS REQUESTED US\$ Reduced from 119M</div>		
 <div>1.8 PEOPLE TARGETTED Reduced from 3.1M</div>	 <div>30% Funded</div>		
2010 ACTIVATED	WHO LEAD	MoH CO-COORDINATOR	
<b>NATIONAL TEAM 3</b> 1 FT COORDINATOR 1 FT IMO 1 FT PH OFFICER 0 COMMS OFFICER	<b>PARTNERS: 69</b> 21 INGOS 35 NNGOS 5 UN AGENCIES 1 NATIONAL AUTHORITY	4 DONORS 3 OBSERVERS 0 OTHERS	
<b>3 SUB-NATIONAL HUBS:</b> Bentiu, Jonglei, Malakal			

SUDAN				GRADE 3, LEVEL 3	
 20.3 million PEOPLE IN NEED		 168 million FUNDS REQUESTED US\$		Reduced from 262M	
 8.9 MILLION PEOPLE TARGETTED Reduced from 9.4M		 52% Funded			
2009 International ACTIVATED		WHO LEAD		Relief International CO-COORDINATOR	
NATIONAL TEAM 2 1 FT COORDINATOR 1 FT IMO 0 COMMS OFFICER		PARTNERS: 51 23 INGOS 13 NNGOS 4 UN AGENCIES 1 NATIONAL AUTHORITY		4 DONORS 6 OBSERVERS 0 OTHERS	
3 SUB-NATIONAL HUBS: Central Hub (Kosti), Eastern Hub (Kassala), Western Hub (Cross border Darfur)					

SYRIAN ARAB REPUBLIC		PROTRACTED 3
 15.9 million PEOPLE IN NEED	 433.3 million FUNDS REQUESTED US\$ Reduced from 565.5M	
 7.7 MILLION PEOPLE TARGETTED 11.4M	 27% Funded	
2015 ACTIVATED	WHO LEAD	- CO-COORDINATOR
NATIONAL TEAM 2 1 FT COORDINATOR 1 PT IM 0 PH OFFICER 0 COMMS OFFICER	PARTNERS: 103 30 INGOS 50 NNGOS 6 UN AGENCIES 5 NATIONAL AUTHORITY	4 DONORS 7 OBSERVERS 1 OTHERS
5 SUB-NATIONAL HUBS Aleppo, Homs, Lattakia, Deir-ez-Zoir, Qamishli		

UKRAINE		PROTRACTED 3	
 9.2 million PEOPLE IN NEED	 97.6 million FUNDS REQUESTED US\$ Reduced from 131M		
 2.2 MILLION PEOPLE TARGETTED Reduced from 2.9M	 84% Funded		
2014 ACTIVATED	WHO LEAD	-	CO-COORDINATOR
NATIONAL TEAM 4 1 FT COORDINATOR 1 FT IM 1 FT HCS OFFICER 1 FT COMMS OFFICER	PARTNERS: 205 63 INGOS 101 NNGOS 5 UN AGENCIES 4 NATIONAL AUTHORITY	5 DONORS 2 OBSERVERS 25 OTHERS	
4 SUB-NATIONAL HUBS Dnipro, Kharkiv, Kyiv, Odessa			

VENEZUELA			UNGRADED
 7 million PEOPLE IN NEED	 29.8million FUNDS REQUESTED US\$ Reduced from 119M		
 800,000 PEOPLE TARGETTED Reduced from 3.5 M	 19% Funded		
2019 ACTIVATED	WHO LEAD	OPS CO-COORDINATOR	
NATIONAL TEAM 5 1 FT COORDINATOR 1 FT IM 2 FT 1 PT PH OFFICER 0 COMMS OFFICER	PARTNERS: 48 15 INGOS 22 NNGOS 6 UN AGENCIES 0 NATIONAL AUTHORITY	1 DONORS 2 OBSERVERS 2 OTHERS	
8 SUB-NATIONAL HUBS Amazonas, Apure, Bolívar, Delta Amacuro, Lara, Miranda,Táchira, Zulia			

YEMEN		PROTRACTED 3	
 19.6 million PEOPLE IN NEED		 171.6 million FUNDS REQUESTED US\$ Reduced from 261M	
 7 MILLION PEOPLE TARGETTED Reduced from 10.5M		 48% Funded	
2011 ACTIVATED	WHO LEAD	- CO-COORDINATOR	
NATIONAL TEAM 5 2 FT COORDINATOR 3 FT IM 0 PH OFFICER 0 COMMS OFFICER	PARTNERS: 65 24 INGOS 22 NNGOS 4 UN AGENCIES 2 NATIONAL AUTHORITY	11 DONORS 2 OBSERVERS 0 OTHERS	
6 SUB-NATIONAL HUBS Aden, Al Hudaydah, Al Mukalla, Al Turba, West coast, Mareb, Sana'a			

Original HNRP 2025 related figures shown in red.

# STAFF SUB-NATIONAL HUBS

AFGHANISTAN	COORDINATOR		CO-COORDINATOR		IM OFFICER	
3 SUB-NATIONAL HUBS	FT	PT	FT	PT	FT	PT
KANDAHAR	1	0	0	0	0	0
HERAT	1	0	0	1	0	0
NANGARHAR	1	0	0	0	0	0
BURKINA FASO	COORDINATOR		CO-COORDINATOR		IM OFFICER	
6 SUB-NATIONAL HUBS	FT	PT	FT	PT	FT	PT
BOUCLE DU MOUHON	0	1	0	1	0	0
CENTRE -NORD	0	1	0	2	0	0
EST	0	1	0	1	0	0
NORD	0	0	0	1	0	0
SAHEL	0	1	0	0	0	0
CENTRE-EST	0	0	0	0	0	0
CAMEROON	COORDINATOR		CO-COORDINATOR		IM OFFICER	
2 SUB-NATIONAL HUBS	FT	PT	FT	PT	FT	PT
Douala (NW/WS)	0	1	0	0	0	0
MAROUA	0	1	0	0	0	0
CENTRAL AFRICAN REPUBLIC	COORDINATOR		CO-COORDINATOR		IM OFFICER	
4 SUB-NATIONAL HUBS	FT	PT	FT	PT	FT	PT
BAMBARI	0	1	0	0	0	0
BANGASSOU	0	1	0	0	0	0
NANA-GRIBIZI	0	1	0	0	0	0
HAUTE-KOTTO	0	1	0	0	0	0



COLOMBIA	COORDINATOR		CO-COORDINATOR		IM OFFICER	
25 SUB-NATIONAL HUBS	FT	PT	FT	PT	FT	PT
AMAZONAS	0	2	0	0	0	0
ANTIOQUIA	0	2	0	0	0	0
ARAUCA (mesa territorial)	0	1	0	0	0	0
ARAUCA (salud)	1	0	0	0	0	0
BOLÍVAR	0	1	0	0	0	0
BOYACA	0	1	0	0	0	0
BUENAVENTURA	0	2	0	0	0	0
CASANARE	0	1	0	0	0	0
CAUCA (salud)	0	2	0	0	0	0
CESAR	0	1	0	1	0	0
CHOCÓ,	0	2	0	0	0	0
GUAINIA	0	1	0	0	0	0
LA GUAJIRA	0	2	0	0	0	0
HUILA	0	1	0	0	0	0
NARIÑO	0	2	0	0	0	0
NECOCLI	0	1	0	0	0	0
NORTE DE SANTANDER	0	2	0	2	0	0
PUTAMAYO	0	2	0	0	0	0
SANTANDER (salud)	0	1	0	0	0	0
SOACHA	0	1	0	0	0	0
SUCRE	0	1	0	0	0	0
TOLIMA	0	1	0	0	0	0
TURBO (salud)	0	1	0	0	0	0
VALLE DEL CAUCA	0	2	0	0	0	0
VICHADA	0	1	0	0	0	0



CHAD	COORDINATOR		CO-COORDINATOR		IM OFFICER	
3 SUB-NATIONAL HUBS	FT	PT	FT	PT	FT	PT
ABECHE	0	0	0	0	0	0
LAC	0	0	0	0	0	0
GORE	0	0	0	0	0	0
DEMOCRATIC REP. CONGO	COORDINATOR		CO-COORDINATOR		IM OFFICER	
4 SUB-NATIONAL HUBS	FT	PT	FT	PT	FT	PT
ITURI	1	0	0	1	0	0
NORD-KIVU	1	0	0	0	1	0
SOUTH KIVU	0	1	0	1	1	0
TANGANYIKA	0	0	0	0	0	0
ETHIOPIA	COORDINATOR		CO-COORDINATOR		IM OFFICER	
6 SUB-NATIONAL HUBS	FT	PT	FT	PT	FT	PT
AFAR	1	0	0	0	0	0
AMHARA	0	1	0	0	0	0
OROMIA	1	0	0	0	0	0
TIGRAY	1	0	0	0	0	0
SOMALI	1	0	0	0	0	0
SOUTH ETHIOPIA,SIDAMA,CENTRAL	0	1	0	0	1	0
HAITI	COORDINATOR		CO-COORDINATOR		IM OFFICER	
4 SUB-NATIONAL HUBS	FT	PT	FT	PT	FT	PT
ARTIBONITE	0	0	0	0	0	0
CENTRE	0	0	0	0	0	0
GRAND ANSE	0	0	0	0	0	0
OUEST	0	0	0	0	0	0

<b>MALI</b>	<b>COORDINATOR</b>		<b>CO-COORDINATOR</b>		<b>IM OFFICER</b>	
<b>6 SUB-NATIONAL HUBS</b>	FT	PT	FT	PT	FT	PT
<b>GAO</b>	0	1	0	1	0	0
<b>KIDAL</b>	0	1	0	1	0	0
<b>MENAKA</b>	0	1	0	2	0	0
<b>MOPTI</b>	0	1	0	1	0	0
<b>SEGOU</b>	0	1	0	1	0	0
<b>TOMBOUCTOU</b>	0	1	0	1	0	0
<b>MOZAMBIQUE</b>	<b>COORDINATOR</b>		<b>CO-COORDINATOR</b>		<b>IM OFFICER</b>	
<b>1 SUB-NATIONAL HUBS</b>	FT	PT	FT	PT	FT	PT
<b>PEMBA</b>	1	0	0	0	1	0
<b>MYANMAR</b>	<b>COORDINATOR</b>		<b>CO-COORDINATOR</b>		<b>IM OFFICER</b>	
<b>5 SUB-NATIONAL HUBS</b>	FT	PT	FT	PT	FT	PT
<b>NORTHEAST (KACHIN)</b>	1	0	0	0	0	0
<b>NORTHWEST</b>	1	0	0	0	0	0
<b>KAYAH AND ALL SHAN</b>	1	0	0	0	0	0
<b>SOUTHEAST (KAYIN)</b>	1	0	0	0	0	0
<b>RAKHINE AND SOUTHERN CHIN</b>	1	0	0	0	0	0
<b>NIGER</b>	<b>COORDINATOR</b>		<b>CO-COORDINATOR</b>		<b>IM OFFICER</b>	
<b>4 SUB-NATIONAL HUBS</b>	FT	PT	FT	PT	FT	PT
<b>DIFFA</b>	0	1	0	1	0	0
<b>MARADI</b>	0	1	0	1	0	0
<b>TAHOUA</b>	0	1	0	1	0	0
<b>TILLABERY</b>	0	1	0	1	0	0

<b>NIGERIA</b>	<b>COORDINATOR</b>		<b>CO-COORDINATOR</b>		<b>IM OFFICER</b>	
<b>2 SUB-NATIONAL HUBS</b>	FT	PT	FT	PT	FT	PT
<b>ADAMAWA</b>	0	0	0	0	0	0
<b>YOLA</b>	0	0	0	0	0	0
<b>OPT</b>	<b>COORDINATOR</b>		<b>CO-COORDINATOR</b>		<b>IM OFFICER</b>	
<b>2 SUB-NATIONAL HUBS</b>	FT	PT	FT	PT	FT	PT
<b>GAZA STRIP</b>	1	0	0	0	1	0
<b>WEST BANK</b>	0	0	0	0	1	0
<b>SOMALIA</b>	<b>COORDINATOR</b>		<b>CO-COORDINATOR</b>		<b>IM OFFICER</b>	
<b>7 SUB-NATIONAL HUBS</b>	FT	PT*	FT	PT	FT	PT
<b>BENADIR REGIONAL ADMIN</b>	0	1	0	0	0	0
<b>HIRSHABELLE</b>	0	1	0	0	0	0
<b>JUBALAND-KISMAYO</b>	0	1	0	0	0	0
<b>PUNTLAND STATE</b>	0	1	0	0	0	0
<b>SOMALILAND</b>	0	1	0	0	0	0
<b>SOUTHWEST STATE-BAIDOA</b>	0	1	0	0	0	0
<b>GALMUDUG-GALKAYO</b>	0	1	0	0	0	0

\*the sub-national hubs of Somalia coordinator roles are *double hatted* by WHO public health officer/National

<b>SOUTH SUDAN</b>	<b>COORDINATOR</b>		<b>CO-COORDINATOR</b>		<b>IM OFFICER</b>	
<b>3 SUB-NATIONAL HUBS</b>	FT	PT	FT	PT	FT	PT
<b>BENTIU</b>	0	0	0	0	0	0
<b>JONGLEI</b>	0	0	0	0	0	0
<b>MALAKAL</b>	0	0	0	0	0	0

<b>SUDAN</b>	<b>COORDINATOR</b>		<b>CO-COORDINATOR</b>		<b>IM OFFICER</b>	
<b>3 SUB-NATIONAL HUB</b>	FT	PT	FT	PT	FT	PT
<b>CENTRAL ZONE (KOSTI HUB)</b>	0	1	1	0	0	1
<b>EAST ZONE (KASSALA HUB)</b>	0	1	1	0	1	0
<b>WEST ZONE (DARFUR HUB)</b>	0	1	1	0	1	0

<b>SYRIAN ARAB REPUBLIC</b>	<b>COORDINATOR</b>		<b>CO-COORDINATOR</b>		<b>IM OFFICER</b>	
<b>5 SUB-NATIONAL HUBS</b>	FT	PT	FT	PT	FT	PT
<b>ALEPPO</b>	1	0	0	0	0	0
<b>DEIR-EZ-ZAR</b>	0	1	0	0	0	0
<b>HOMS</b>	0	1	0	0	0	1
<b>LATTAKIA</b>	0	1	0	0	0	0
<b>QAMISHLI</b>	1	0	0	0	1	0

<b>UKRAINE</b>	<b>COORDINATOR</b>		<b>CO-COORDINATOR</b>		<b>IM OFFICER</b>	
<b>4 SUB-NATIONAL HUBS</b>	FT	PT	FT	PT	FT	PT
<b>DNIPRO</b>	1	0	0	0	0	0
<b>ODESSA</b>	1	0	0	0	0	0
<b>KHARKIV</b>	1	0	0	0	0	0
<b>KYIV</b>	0	0	1	0	0	0

<b>VENEZUELA</b>	<b>COORDINATOR</b>		<b>CO-COORDINATOR</b>		<b>IM OFFICER</b>	
<b>8 SUB-NATIONAL HUBS</b>	<b>FT</b>	<b>PT</b>	<b>FT</b>	<b>PT</b>	<b>FT</b>	<b>PT</b>
<b>AMAZONAS</b>	0	1	0	1	0	0
<b>APURE</b>	0	0	0	1	0	0
<b>BOLIVAR</b>	0	1	0	1	0	0
<b>DELTA AMACURO</b>	0	0	0	1	0	0
<b>LARA</b>	0	0	0	1	0	0
<b>MIRANDA</b>	0	0	0	1	0	0
<b>TACHIRA</b>	0	1	0	1	0	0
<b>ZULIA</b>	0	1	0	1	0	0

<b>YEMEN</b>	<b>COORDINATOR</b>		<b>CO-COORDINATOR</b>		<b>IM OFFICER</b>	
<b>6 SUB-NATIONAL HUBS</b>	<b>FT</b>	<b>PT</b>	<b>FT</b>	<b>PT</b>	<b>FT</b>	<b>PT</b>
<b>ADEN</b>	1	0	1	0	1	0
<b>AL HUDAYDAH</b>	1	0	0	0	0	0
<b>AL MUKALA</b>	1	0	0	0	0	0
<b>SANA'A</b>	1	0	1	0	2	0
<b>MARIB</b>	0	0	1	0	0	0
<b>AL TURBA AND WEST COAST</b>	0	0	1	0	0	0